



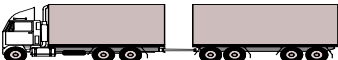

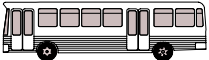







### Current and July 2009 Heavy Vehicle Registration Charges (selected vehicles)

Vehicle Type	Mass	July 2008 charge	July 2009 charge
	Up to 12.0t Over 12.0t	\$380 \$652	\$392 \$673
	Under 42.5t	$\$652 + \$760 = \$1\ 412$	$\$673 + \$784 = \$1\ 457$
	Up to 16.5t Over 16.5t	\$652 \$859	\$673 \$886
	Under 42.5t Over 42.5t	$\$859 + \$1\ 140 = \$1\ 999$ $\$5\ 161 + \$1\ 140 = \$6\ 301$	$\$886 + \$1\ 176 = \$2\ 062$ $\$6\ 014 + \$1\ 176 = \$7\ 190$
		$\$5\ 161 + \$1\ 520 = \$6\ 681$	$\$6\ 014 + \$1\ 568 = \$7\ 582$
	Up to 20.0t Over 20.0t	\$652 \$859	\$673 \$886
	Up to 12.0t Over 12.0t	\$380 \$380	\$392 \$392
		\$2 087	\$2 154
		$\$3\ 930 + \$1\ 140 = \$5\ 070$	$\$4\ 056 + \$1\ 254 = \$5\ 310$
		$\$7\ 050 + \$2\ 280 = \$9\ 330$	$\$7\ 276 + \$4\ 938 = \$12\ 214$
		$\$7\ 050 + \$3\ 040 = \$10\ 090$	$\$7\ 276 + \$3\ 292 = \$10\ 568$
		$\$7\ 050 + \$4\ 940 = \$11\ 990$	$\$7\ 276 + \$5\ 330 = \$12\ 606$

*Note: the 2009 charge includes the phased implementation of the 2007 Heavy vehicle Charges Determination and the annual adjustment*